

STB2

HARDSCAPE LIGHT



INSTALLATION GUIDE


ABBA LIGHTING USA

STB2 HARDSCAPE LIGHT

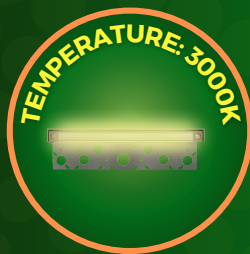
HEAVY DUTY
CAST ALUMINUM

4W 12V
AC/DC

HEAT
RESISTANT




*CONSTANT CURRENT LED DRIVER



ABBA LIGHTING USA

Thank you for choosing our high-quality product. To ensure the best possible experience, please take a moment to carefully read and follow all instructions before assembly, installation, and use. Doing so will not only guarantee proper function and safety but also help you maximize the full potential of this exceptional product. We truly appreciate your business and are honored to be your trusted provider of top-notch products!



YOUTUBE VIDEO
INSTALLATION GUIDE



WEBSITE



CATALOG



(800) 360-2960



ABBALightingUSA@gmail.com



7701 Alabama Ave, Canoga Park, CA 91304


WARNING

TO REDUCE THE RISK OF FIRE OR INJURY TO PERSONS:

- ✓ Please exercise caution when using the lamp, as it tends to HEAT up rapidly. We recommend taking necessary safety measures to ensure optimal usage.
- ✓ For your safety, please refrain from touching the HOT lens, guard, or enclosure. We recommend waiting for the product to cool down before handling it.
- ✓ To prevent any fire hazards, please ensure that the lamp is kept away from materials that may easily catch fire. We appreciate your cooperation in maintaining a safe and secure environment.
- ✓ For safety reasons, we recommend that only a qualified professional install this electrical product.
- ✓ Before attempting to install this unit, ensure all power connections are off for your own safety.

WARRANTY

- We stand behind the quality of our product and offer a 2 Year warranty. Kindly ensure that you keep the proof of purchase as it will be required for any warranty claims.
- Warranty will be void if there is any damage due to improper usage or modification to the fixture.
- Failure to comply with the instruction in this manual may increase the risk of damage or injury and will void warranty.



YOUTUBE VIDEO
INSTALLATION GUIDE



WEBSITE



CATALOG



(800) 360-2960



ABBALightingUSA@gmail.com



7701 Alabama Ave, Canoga Park, CA 91304

CAUTION:

FIXTURE(S) MUST BE INSTALLED IN ACCORDANCE WITH ALL LOCAL CODES AND ORDINANCES.

DO NOT INSTALL WITHIN 10 FEET OF A POOL, SPA OR FOUNTAIN

STB21 Integrated Aluminum/Edge Light – Elegant, Durable, and Purpose-Built for Precision Illumination

Transform your outdoor spaces with the STB21 Integrated Aluminum Hardscape/Edge Light from Abba Lighting USA. Engineered with professional-grade materials and precision craftsmanship, the STB21 delivers refined aesthetics, rugged durability, and powerful performance—all in a compact, low-profile package. Whether you're illuminating retaining walls, steps, benches, outdoor kitchens, or landscape pathways, the STB21 is the ultimate lighting solution for discerning homeowners, landscape architects, and installers.

Engineered for Performance and Longevity

Crafted from solid cast Aluminum, the STB21 is built to last. Provides unmatched resistance to corrosion and harsh weather conditions. Its finish not only complements a wide variety of hardscape materials—such as stone, concrete, and wood.

This fixture is designed to withstand the toughest environments—from heavy rain and snow to intense sun and humidity—without fading, rusting, or cracking. The STB21 is not only a lighting solution; it's an investment in the long-term beauty and functionality of your outdoor space.

Integrated LED for Seamless Illumination

Inside the STB21 is a powerful integrated LED module that operates on low-voltage 12V AC/DC power, ensuring safe and energy-efficient operation. The fixture emits a warm white 3000K light, perfect for creating inviting outdoor ambiance without harsh glare. The built-in LED driver ensures stable and reliable performance, while the precision optics provide uniform illumination across surfaces.



YOUTUBE VIDEO
INSTALLATION GUIDE



WEBSITE



CATALOG



(800) 360-2960



ABBALightingUSA@gmail.com



7701 Alabama Ave, Canoga Park, CA 91304

CAUTION:

FIXTURE(S) MUST BE INSTALLED IN ACCORDANCE WITH ALL LOCAL CODES AND ORDINANCES.

DO NOT INSTALL WITHIN 10 FEET OF A POOL, SPA OR FOUNTAIN

LED Highlights:

- Voltage: 12V AC/DC
- Color Temperature: 3000K (warm white)
- Light Output: Smooth, even distribution with no hot spots
- LED Life Expectancy: 30,000 hours
- Energy Efficiency: Low energy consumption with high lumen output
- Integrated Design: No bulb replacement required

Discreet, Functional Design for Versatile Applications

With its slim, unobtrusive profile, the STB21 is designed to be installed in tight spaces and hidden from view, allowing the light—not the fixture—to be the focal point. It mounts securely under capstones, countertops, stair treads, and other architectural elements using the included stainless steel bracket.

- Its linear spread makes it ideal for:
 - Retaining walls
 - Under-step lighting
 - Seat wall and bench lighting
 - Outdoor kitchens and BBQ counters
 - Low perimeter walls and fence lines
 - Garden edging and footbridges
 -

Whether used for accent lighting or to improve nighttime safety, the STB21 delivers dependable illumination that enhances both form and function.



YOUTUBE VIDEO
INSTALLATION GUIDE



WEBSITE



CATALOG



(800) 360-2960



ABBALightingUSA@gmail.com



7701 Alabama Ave, Canoga Park, CA 91304

CAUTION:

FIXTURE(S) MUST BE INSTALLED IN ACCORDANCE WITH ALL LOCAL CODES AND ORDINANCES.

DO NOT INSTALL WITHIN 10 FEET OF A POOL, SPA OR FOUNTAIN

Quick and Easy Installation

The fixture is designed with installers in mind. It includes a pre-attached stainless steel bracket that allows for a secure surface mount. The compact and lightweight design allows for flexible placement even in narrow or confined hardscape areas.

Weatherproof and Built for Outdoor Conditions


Rated IP65, the STB21 offers reliable protection against dust, moisture, and water jets. Whether installed near sprinklers, pool decks, or coastal environments, this fixture maintains peak performance throughout the seasons.

Durability Features:

- IP65 Water Resistance: Fully sealed against rain and splashes
- UV-Resistant Finish: Will not fade or degrade under sunlight
- Corrosion-Proof Housing: Ideal for coastal and high-humidity zones

Technical Specifications

- Model: STB21
- Material: Solid Cast Aluminum
- Finish: Brown
- Power: Integrated LED – 12V AC/DC
- Color Temperature: 3000K Warm White
- Mounting: Stainless Steel Surface-Mount Bracket (included)
- Protection: IP65 Waterproof Rating
- Fixture Dimensions: Slim, low-profile design (exact size available upon request)
- Installation Type: Surface-mounted under capstones, benches, counters, etc.



YOUTUBE VIDEO
INSTALLATION GUIDE



WEBSITE



CATALOG



(800) 360-2960



ABBALightingUSA@gmail.com



7701 Alabama Ave, Canoga Park, CA 91304

CAUTION:

FIXTURE(S) MUST BE INSTALLED IN ACCORDANCE WITH ALL LOCAL CODES AND ORDINANCES.

DO NOT INSTALL WITHIN 10 FEET OF A POOL, SPA OR FOUNTAIN

Why Choose the STB21 from Abba Lighting USA?

- Architectural-Grade Brass for maximum durability and elegance
- Integrated LED Technology reduces maintenance and energy costs
- Even, Professional Lighting with no harsh glare or visible hot spots
- Compact Design that integrates easily into hardscape features
- Easy-to-Install with included mounting hardware
- Backed by Abba Lighting USA's commitment to quality and performance

Bring out the best in your landscape design with the STB21 Integrated Brass Hardscape/Edge Light—a fixture that blends beauty and strength for a lighting experience that lasts.



YOUTUBE VIDEO
INSTALLATION GUIDE



WEBSITE



CATALOG



(800) 360-2960



ABBALightingUSA@gmail.com



7701 Alabama Ave, Canoga Park, CA 91304

INSTALLATION GUIDE FOR STB21

SAFETY INFORMATION

- Ensure all power is turned off before installation or servicing.
- Installation should comply with local electrical codes.
- Low voltage (12V) transformer required (not included).
- Do not install near flammable materials or in enclosed areas with poor ventilation.

INSTALLATION INSTRUCTIONS

Step 1: Choose Installation Location


- Select a location on retaining walls, under capstones, benches, steps, or countertops.
- Ensure the surface is clean and dry.

Step 2: Mount the Fixture

- Position the STB21 on the desired surface.
- Secure the mounting bracket using the included screws.
- Ensure the fixture is aligned for optimal light distribution.

Step 3: Route Wiring


- Carefully route the low-voltage wire to your central transformer.
- Avoid sharp bends and protect wires from mechanical damage.



YOUTUBE VIDEO
INSTALLATION GUIDE



WEBSITE



CATALOG



(800) 360-2960



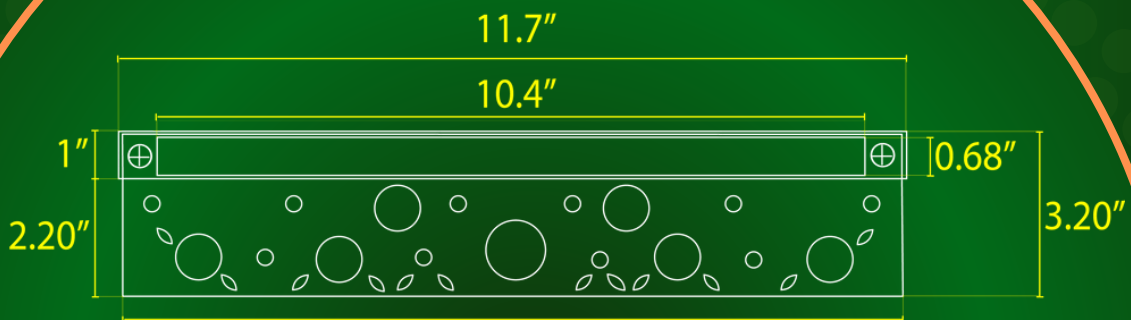
ABBALightingUSA@gmail.com



7701 Alabama Ave, Canoga Park, CA 91304

INSTALLATION GUIDE FOR STB21

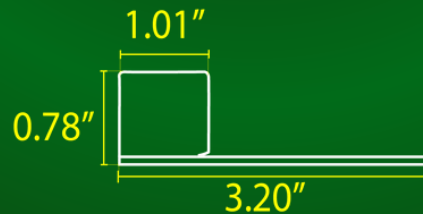
TOP FIXTURE ANGLE



BACK FIXTURE ANGLE



SIDE FIXTURE ANGLE



YOUTUBE VIDEO
INSTALLATION GUIDE



WEBSITE



CATALOG



(800) 360-2960



ABBALightingUSA@gmail.com



7701 Alabama Ave, Canoga Park, CA 91304

INSTALLATION GUIDE FOR STB21

MAINTENANCE TIPS


- **Regular Inspection:** Periodically check the bracket and fixture to ensure they are still securely mounted and functioning correctly.
- **Surface Maintenance:** Monitor the mounting surface.

SAFETY PRECAUTIONS

- Always wear appropriate safety gear, such as gloves and safety glasses, during installation.
- Ensure the mounting surface is capable of supporting the weight of both the bracket and the lighting fixture.

ADDITIONAL RESOURCES

For a detailed video tutorial on how to install, visit our YouTube channel and search for "STB21"



Please visit our website for more of our products.

www.ABBALightingUSA.com



YOUTUBE VIDEO
INSTALLATION GUIDE



WEBSITE



CATALOG



(800) 360-2960



ABBALightingUSA@gmail.com



7701 Alabama Ave, Canoga Park, CA 91304

STB21

HARDSCAPE LIGHT



● 3000K

