


STBROS

HARDSCAPE LIGHT




INSTALLATION GUIDE

ABBA LIGHTING USA


STBR05 HARDSCAPE LIGHT



ADJUSTABLE
BRACKET



HEAVY DUTY CAST
ALUMINUM BODY



BRONZE FINISH



100 LUMENS



3W AC/DC 12V



IP65






NON DIMMABLE

ABBA LIGHTING USA

STAIRS

HARDSCAPE LIGHT



Thank you for choosing our high-quality product. To ensure the best possible experience, please take a moment to carefully read and follow all instructions before assembly, installation, and use. Doing so will not only guarantee proper function and safety but also help you maximize the full potential of this exceptional product. We truly appreciate your business and are honored to be your trusted provider of top-notch products!



YOUTUBE VIDEO
INSTALLATION GUIDE



WEBSITE



CATALOG



(800) 360-2960



ABBALightingUSA@gmail.com



7701 Alabama Ave, Canoga Park, CA 91304

WARNING

TO REDUCE THE RISK OF FIRE OR INJURY TO PERSONS:

- ✓ Please exercise caution when using the lamp, as it tends to HEAT up rapidly. We recommend taking necessary safety measures to ensure optimal usage.
- ✓ For your safety, please refrain from touching the HOT lens, guard, or enclosure. We recommend waiting for the product to cool down before handling it.
- ✓ To prevent any fire hazards, please ensure that the lamp is kept away from materials that may easily catch fire. We appreciate your cooperation in maintaining a safe and secure environment.
- ✓ For safety reasons, we recommend that only a qualified professional install this electrical product.
- ✓ Before attempting to install this unit, ensure all power connections are off for your own safety.

WARRANTY

- We stand behind the quality of our product and offer a 2 year warranty. Kindly ensure that you keep the proof of purchase as it will be required for any warranty claims.
- Warranty will be void if there is any damage due to improper usage or modification to the fixture.
- Failure to comply with the instruction in this manual may increase the risk of damage or injury and will void warranty.



YOUTUBE VIDEO
INSTALLATION GUIDE



WEBSITE



CATALOG



(800) 360-2960



ABBALightingUSA@gmail.com



7701 Alabama Ave, Canoga Park, CA 91304

INSTALLATION GUIDE FOR STBR05

STBR05 RGBW Aluminum Hardscape Edge Light – Versatile, Durable & Vibrant Illumination

Elevate your outdoor spaces with the STBR05 RGBW Aluminum Hardscape Edge Light, an innovative and premium-grade lighting solution designed to enhance hardscape features with both functional illumination and customizable aesthetics. Crafted for superior durability, efficiency, and versatility, this fixture is perfect for retaining walls, steps, ledges, planters, outdoor seating areas, and architectural accents.

With RGBW technology, this fixture provides vibrant, full-spectrum color options as well as a dedicated 3000K warm white for practical and elegant outdoor lighting. Whether you're creating a lively, colorful ambiance for an event or opting for a soft, warm glow for a relaxing evening, the STBR05 ensures complete lighting customization to match any mood or occasion.

✓ RGBW Technology for Full Customization


Enjoy the best of both worlds with dynamic color-changing capabilities and a true warm white (3000K), perfect for accenting outdoor hardscapes. The built-in RGBW LEDs allow you to set a variety of colors, from calming blues and greens to vibrant reds and purples, creating a fully customizable lighting experience.

✓ High-Quality Aluminum Construction

Designed to endure harsh outdoor conditions, the STBR05 features a corrosion-resistant aluminum body, ensuring long-term durability while maintaining a sleek and modern aesthetic.

✓ Energy-Efficient 12V AC/DC Operation

This low-voltage LED fixture operates on 12V AC/DC, making it an energy-efficient solution that delivers powerful illumination with minimal energy consumption. Compatible with most low-voltage transformers, this fixture is an eco-friendly lighting upgrade for any landscape project.



YOUTUBE VIDEO
INSTALLATION GUIDE



WEBSITE



CATALOG



(800) 360-2960



ABBALightingUSA@gmail.com



7701 Alabama Ave, Canoga Park, CA 91304

INSTALLATION GUIDE FOR STBR05

✓ Weatherproof & Durable (IP65-Rated)

With an IP65 weatherproof rating, the STBR05 is built to withstand rain, dust, and extreme outdoor conditions. Whether installed in humid coastal areas, snowy climates, or dry, hot landscapes, this fixture maintains its superior performance year-round.

✓ Sleek, Low-Profile Design for Seamless Integration

Designed for discreet installation, the fixture provides a smooth, flush finish, ensuring a seamless aesthetic while delivering functional, glare-free illumination.

✓ Easy Installation with Hardscape Bracket System

The STBR05 comes with an integrated mounting bracket, making installation on walls, steps, and ledges quick and hassle-free. Whether you're a professional installer or a DIY enthusiast, this fixture simplifies the installation process for a clean and secure fit.

✓ Dimmable & Smart Control Compatible

For ultimate convenience, this fixture is compatible with RGBW controllers, allowing you to adjust brightness levels, select colors, and create dynamic lighting effects using remote controls or smart home systems.



YOUTUBE VIDEO
INSTALLATION GUIDE



WEBSITE



CATALOG



(800) 360-2960



ABBALightingUSA@gmail.com



7701 Alabama Ave, Canoga Park, CA 91304

INSTALLATION GUIDE FOR STBR05

Technical Specifications

- Material: High-quality, corrosion-resistant aluminum
- Finish: Modern and durable aluminum housing
- Lighting Technology: RGBW (Color Changing + 3000K Warm White)
- Voltage: 12V AC/DC (low voltage for safety and efficiency)
- Power Consumption: Energy-efficient LED technology
- Lumen Output: High-output LEDs for bright and effective illumination
- Weatherproof Rating: IP65 – Fully protected against dust and water exposure
- Mounting Type: Hardscape edge mounting with integrated bracket for a seamless fit
- Control Compatibility: Works with RGBW controllers for customizable lighting effects
- Lifespan: Long-lasting LED performance for years of reliable operation

Ideal Applications

- Retaining Walls & Steps – Provides soft yet effective pathway illumination while enhancing safety.
- Outdoor Patios & Seating Areas – Perfect for setting the ambiance in residential and commercial settings.
- Hardscape & Ledge Lighting – Accentuates architectural features and outdoor structures.
- Pathways & Walkways – Adds visibility while blending seamlessly into the landscape design.
- Poolside & Water Features – Highlights water elements with stunning RGBW color effects.

Commercial Spaces & Hospitality – Enhances restaurants, hotels, and resorts with customized lighting.



YOUTUBE VIDEO
INSTALLATION GUIDE



WEBSITE



CATALOG



(800) 360-2960



ABBALightingUSA@gmail.com



7701 Alabama Ave, Canoga Park, CA 91304

INSTALLATION GUIDE FOR STBR05

STEP-BY-STEP INSTALLATION INSTRUCTIONS

Step 1: Plan Your Layout

Choose a stable and level surface on a retaining wall, step, ledge, or hardscape structure where the fixture will provide optimal lighting. Ensure the fixture is positioned to distribute light evenly across the area.

Step 2: Mount the Fixture

- Mark the mounting position by aligning the integrated bracket with the desired location.
- Drill pilot holes needed for the mounting screws.
- Secure the fixture using the provided screws. Ensure the fixture is tightly fastened but do not overtighten, as this may damage the bracket.

Step 3: Wiring Connections

Important: Ensure your power supply is 12V AC/DC.

Run the wiring from the fixture to the transformer



YOUTUBE VIDEO
INSTALLATION GUIDE



WEBSITE



CATALOG



(800) 360-2960



ABBALightingUSA@gmail.com



7701 Alabama Ave, Canoga Park, CA 91304

INSTALLATION GUIDE FOR STBR05

- **Strip the Wires:** Use a wire stripper to strip ½ inch of insulation from the end of the light's wires.
- **Connect to the Transformer:** Attach the wires to the low-voltage transformer, Ensure the wire terminals are correctly aligned.

Waterproof the Connections: Use WN12 waterproof wirenuts (Sold Separately) to protect the wiring from moisture and outdoor conditions when connecting the wires from the fixture.

Step 4: Test the Fixture

- Restore power at the transformer.
- Adjust the lighting settings to achieve the desired effect.

Step 5: Final Adjustments & Sealing

- Ensure all wires are neatly tucked away and do not interfere with the fixture's mounting.
- Apply silicone sealant around connections if additional waterproofing is needed.
- Make sure the fixture is securely in place and aligned properly for optimal light distribution.



YOUTUBE VIDEO
INSTALLATION GUIDE



WEBSITE



CATALOG



(800) 360-2960



ABBALightingUSA@gmail.com



7701 Alabama Ave, Canoga Park, CA 91304

INSTALLATION GUIDE FOR STBR05


Maintenance & Troubleshooting

Cleaning: Wipe the fixture periodically with a soft cloth to remove dust and debris.

- Check Connections: Ensure all wiring remains secure, especially in wet or extreme weather conditions.

Troubleshooting:

- If the light does not turn on, check the power supply and wire connections.




**PRESS THE BUTTON
TO CHANGE THE
COLOR**



YOUTUBE VIDEO
INSTALLATION GUIDE



WEBSITE



CATALOG



(800) 360-2960

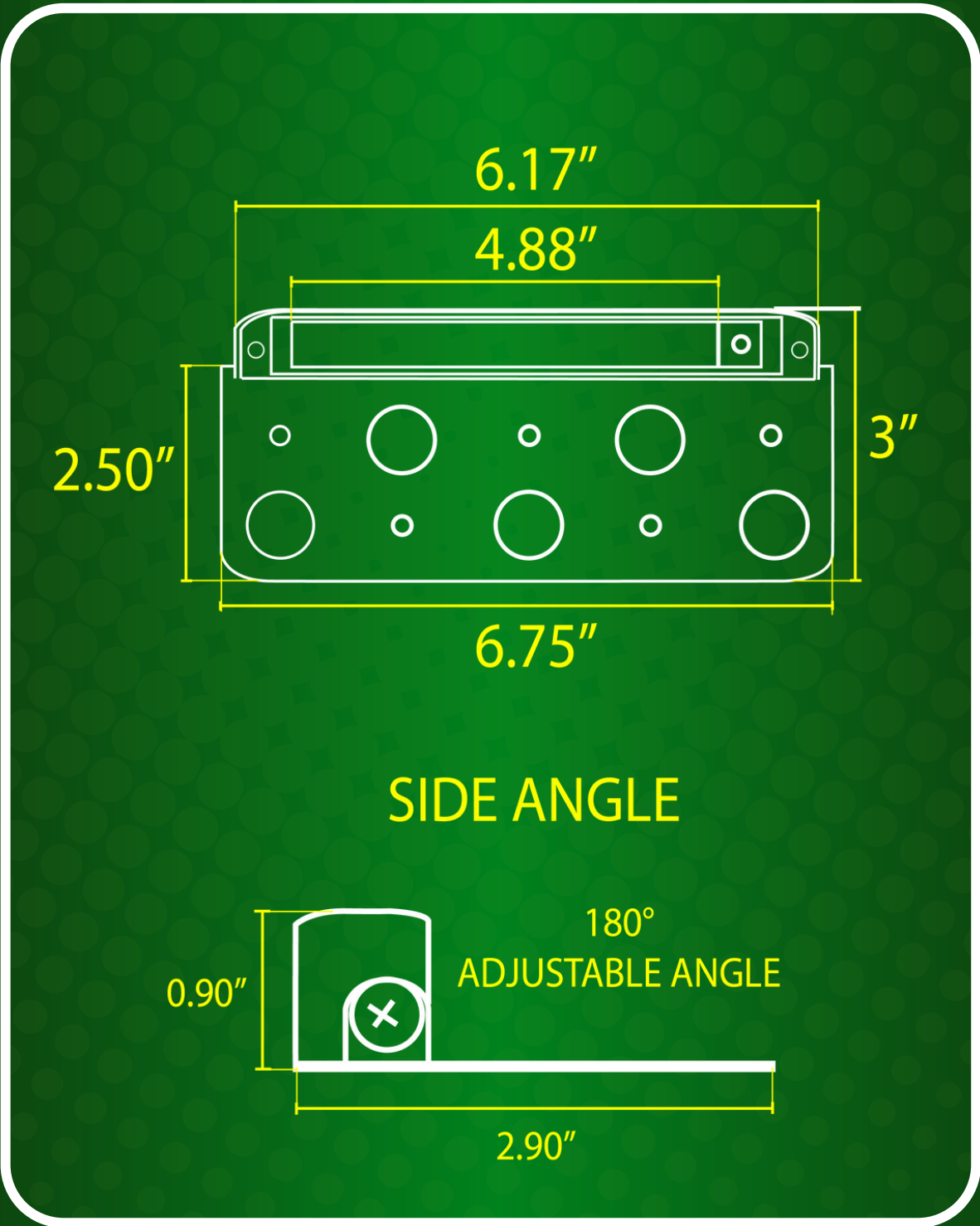


ABBALightingUSA@gmail.com



7701 Alabama Ave, Canoga Park, CA 91304


INSTALLATION GUIDE FOR STBR05



YOUTUBE VIDEO
INSTALLATION GUIDE



WEBSITE



CATALOG



(800) 360-2960



ABBALightingUSA@gmail.com



7701 Alabama Ave, Canoga Park, CA 91304


INSTALLATION GUIDE FOR STBR05

SAFETY PRECAUTIONS

- Always wear appropriate safety gear, such as gloves and safety glasses, during installation.
- Ensure the mounting surface is capable of supporting the weight of both the bracket and the lighting fixture.


ADDITIONAL RESOURCES

For a detailed video tutorial on how to install, visit our YouTube channel and search for "**STBR05**"



Please visit our website for more of our products.

www.ABBALightingUSA.com



YOUTUBE VIDEO
INSTALLATION GUIDE



WEBSITE



CATALOG



[\(800\) 360-2960](tel:8003602960)



ABBALightingUSA@gmail.com



7701 Alabama Ave, Canoga Park, CA 91304

STBR05

HARDSCAPE LIGHT

