

DM53

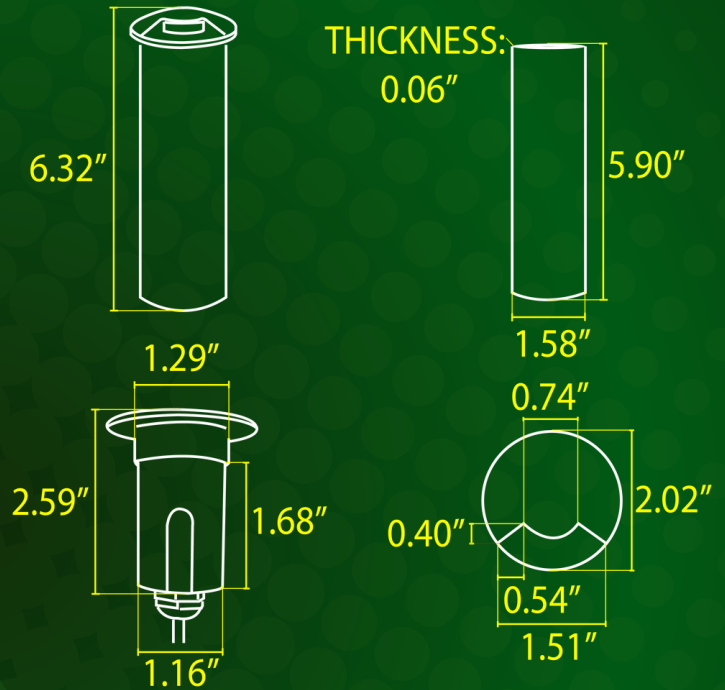
WELL LIGHT



SPEC SHEET

WITH CASE

CASE



170
LUMENS

30,000
HOURS

NON
DIMMABLE


AVAILABLE FINISH:



SILVER

BLACK

WHITE




ENHANCE YOUR OUTDOOR SPACE WITH THE DM53 INTEGRATED STAINLESS STEEL WELL LIGHT, A TOP-TIER LIGHTING SOLUTION DESIGNED FOR SUPERIOR DURABILITY, EFFICIENCY, AND ELEGANT ILLUMINATION. ENGINEERED FOR SEAMLESS IN-GROUND INSTALLATION, THIS WELL LIGHT PROVIDES A DISCREET YET POWERFUL LIGHTING SOLUTION FOR VARIOUS OUTDOOR APPLICATIONS. WHETHER YOU'RE ILLUMINATING PATHWAYS, ACCENTUATING LANDSCAPES, OR HIGHLIGHTING ARCHITECTURAL DETAILS, THE DM53 ENSURES EXCEPTIONAL PERFORMANCE WITH ITS RUGGED CONSTRUCTION AND CUTTING-EDGE LED TECHNOLOGY.

THE DM53 WELL LIGHT IS BUILT WITH AN INTEGRATED HIGH-OUTPUT LED MODULE, DELIVERING BRILLIANT, FOCUSED ILLUMINATION WITH MINIMAL POWER CONSUMPTION. DESIGNED TO PROVIDE EVEN LIGHT DISTRIBUTION, THIS FIXTURE IS IDEAL FOR ENHANCING OUTDOOR AESTHETICS WHILE MAINTAINING ENERGY EFFICIENCY. THE LONG-LASTING LED ENSURES YEARS OF RELIABLE PERFORMANCE, ELIMINATING THE HASSLE OF FREQUENT BULB REPLACEMENTS.



YOUTUBE VIDEO
INSTALLATION GUIDE



WEBSITE



CATALOG

ABBA

LIGHTING USA

12V Landscape Light Specialist



(800) 360-2960



ABBALightingUSA@gmail.com



7701 Alabama Ave, Canoga Park, CA 91304