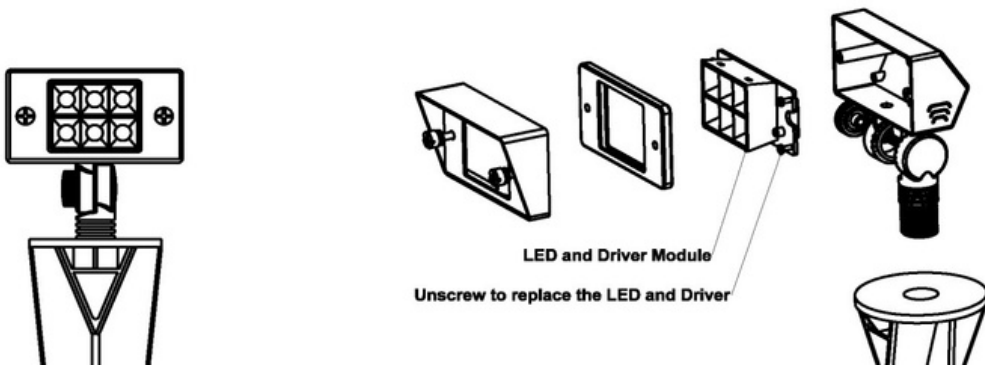
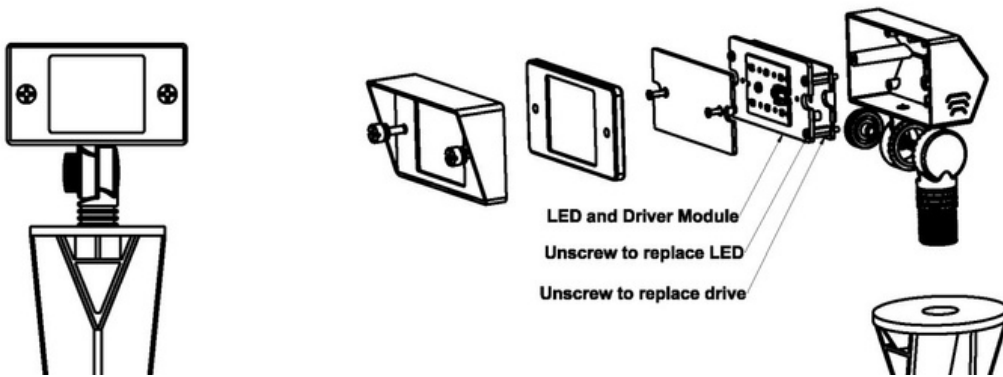


SPECIFICATIONS SHEET FOR THE WW-EG01

FPB02 with 15°, 25°, 30° and 60°



FPB02 with 150°



SPECIFICATIONS:

Fixture: Flood Light

Mode: FPB02

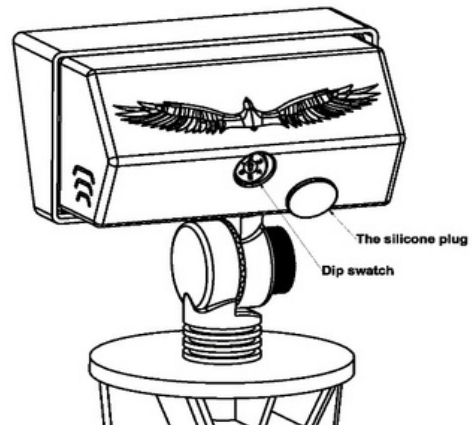
Beam Spread: 15° 25° 30° 60° 150°, CLE/Frosted

Glass Color Temp.: 2700K/3000K

Type: Low voltage LED

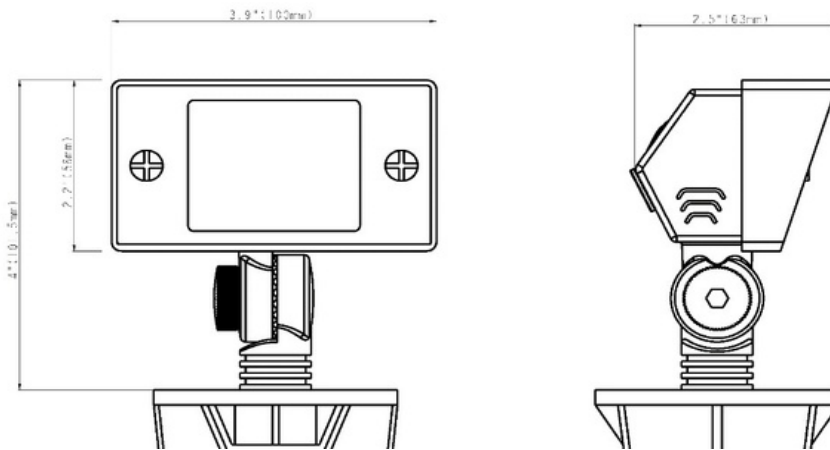
Operating Voltage: 9V - 16V Wattage: 2W(min) -

7W(max) Lumen Output: 160LM - 600LM



Function Description :

- 1 FPB02 can be used as floodlight or spot light
- 2 Power switch from 2W-7W;
- 3 Replace optics to change beam angle;
- 4 Easy replace light source & driver module.



Structure :

- 1 Use raw copper for production;
- 2 Water/dust proof, protect insects get inside;
- 3 Use high borosilicate glass with high transmittance;
- 4 All electronic drivers comply with US and Canadian electrical codes.

Safety Instructions :

Turn power OFF or unplug fixture and allow it to cool before replacing lamp.

Lamp gets HOT quickly. Contact only switch/plug when turning on.

Do not touch hot lens, guard, or fixture housing until it has cooled.

Keep lamp away from combustibles.

The inner module is hot, don't touch it until it gets cold.

Do not operate the fixture fitting with a missing or damaged shield.

For outdoor use only.

Make sure the power is turned OFF before installing or servicing this fixture.

Installation Instruction :

- 1 Disconnect the transformer from the main supply;
- 2 Plug the cable through the stake and connect to the main cable.

Module Replacement Instructions :

Unscrew the front cover, take out the glass, loosen the screws from the aluminum plate to remove the module.

WARNING:

Risk of electrical shock. Install all fixture 10 feet (3.05m) or more from a pool,spa,or fountain.

This fixture is to be used with a low voltage power supply that does not exceed 15V.

The copyright of the eagle logo on the lamp body belongs to LED Story.